











































































## 6 50m Butterfly Women Heat

Official

Rank	Competitor	Year	Club	RT	PTS	Result	
1	 Hazel Ouwehar	1999		0.75		<b>25.56</b> Entry: 25.43 <b>+0.13</b>	QA
2	 Zoe Pedersen	2007		0.70		<b>26.27</b> Entry: 25.63 <b>+0.64</b>	QA
3	 Alice Monaghar	2007		0.69		<b>27.73</b> Entry: 27.12 <b>+0.61</b>	QA
4	 Brooke Swan	2006		0.60		<b>27.87</b> Entry: 27.17 <b>+0.70</b>	QA
5	 Tribeca Liu (V)	2009		0.68		<b>28.04</b> Entry: 27.81 <b>+0.23</b>	QA
6	 Esme Paterson	2001		0.72		<b>28.22</b> Entry: 28.13 <b>+0.09</b>	QA
7	 Savannah-Eve	2006		0.75		<b>28.29</b> Entry: 28.39 <b>-0.10</b>	QA
8	 Neve Tassicker	2005				<b>28.36</b> Entry: 28.67 <b>-0.31</b>	?
8	 Georgina Bell	2005		0.63		<b>28.36</b> Entry: 28.85 <b>-0.49</b>	?
10	 Madison Kidd	1997		0.70		<b>28.54</b> Entry: 28.21 <b>+0.33</b>	QC
11	 Lucy Abbott	2006		0.72		<b>28.59</b> Entry: 28.60 <b>-0.01</b>	QC
12	 Ania Maritz	2008				<b>28.82</b> Entry: 28.63 <b>+0.19</b>	QB
13	 Maya Zunker (V)	2009		0.72		<b>28.84</b> Entry: 29.60 <b>-0.76</b>	QB
14	 Ruby Sisam	2009		0.67		<b>28.93</b> Entry: 28.90 <b>+0.03</b>	QC
15	 Lola Nicholls	2008		0.73		<b>29.23</b> Entry: 29.26 <b>-0.03</b>	QB
16	 Sasha Henrison	2007				<b>29.27</b> Entry: 29.48 <b>-0.21</b>	QB
17	 Olivia Emmett	2008		0.78		<b>29.36</b> Entry: 29.17 <b>+0.19</b>	QB
18	 Millie Bell	2008		0.69		<b>29.52</b> Entry: 29.29 <b>+0.23</b>	QB
19	 Mila Tongalea	2010		0.64		<b>29.59</b> Entry: 28.77 <b>+0.82</b>	QC

20	 Isabelle Hunt	2009		0.65	29.64 Entry: 29.58	+0.06	QB
21	 Freya Hingston	2007		0.73	29.69 Entry: 29.11	+0.58	QB
22	 Pippa Mihaka	2007		0.71	29.70 Entry: 29.46	+0.24	QC
23	 Zaniqua Pratt-S	2007			29.86 Entry: 29.89	-0.03	QC
24	 Xanthe Miller	2007		0.74	29.89 Entry: 29.51	+0.38	QC
25	 Pene Smith	2007		0.66	29.95 Entry: 29.72	+0.23	QC
26	 Emma Wallace	2005		0.72	30.05 Entry: 29.30	+0.75	
27	 Talia Chaney	2009			30.23 Entry: 30.52	-0.29	
28	 Phoebe Nettle	2010		0.70	30.24 Entry: 30.53	-0.29	
29	 Marina Nadilo	2008		0.74	30.28 Entry: 30.07	+0.21	
30	 Macy Hains	2008		0.82	30.34 Entry: 30.51	-0.17	
31	 Anna Li	2012		0.69	30.46 Entry: 29.76	+0.70	
32	 Molly Duly	2008		0.77	30.47 Entry: 30.02	+0.45	
33	 Kaia Henare	2009		0.70	30.65 Entry: 30.26	+0.39	
34	 Abigail Samuels	2008		0.69	30.70 Entry: 29.89	+0.81	
35	 Genaya Baker	2008		0.74	30.73 Entry: 29.53	+1.20	
36	 Isla Marsh	2004		0.69	31.25 Entry: 29.92	+1.33	
37	 Dannielle Rule	2006		0.70	31.32 Entry: 30.51	+0.81	
38	 Lome Strydom	2008		0.72	31.50 Entry: 30.38	+1.12	
39	 Holly Stanford	2007		0.75	31.83 Entry: 30.53	+1.30	